



AARDAPPEL SPIRAAL-SNIJMACHINE

537.150 HANDLEIDING



INSTALLATIE EN GEBRUIKSHANDLEIDING

1. Steek het stokje in de aardappel en daarna door de voorste opening.
2. Bevestig het uiteinde van de stok in de achterste schroef.
3. Draai met de klok mee om de aardappel te snijden.

Telefoon (0317) 619 108



www.serviceteam.nl

SERVICE TEAM NEDERLAND



POTATO SPIRAL CUTTING MACHINE

537.150 MANUAL



INSTALLATION AND OPERATION MANUAL

1. Insert the stick inside the potato and then through the front hole.
2. Fix the end of the stick in the rear screw.
3. Turn clockwise to cut the potato.

Telefoon (0317) 619 108

www.serviceteam.nl

SERVICE TEAM NEDERLAND

